

Chesapeake Paddler



Publication of the Chesapeake Paddlers Association, Inc. Volume 23, Issue 1

January-February 2013

Trip Report: December Assateague Camper

by Ralph Heimlich

Dave Isbell, who had shoulder surgery this season and was stymied by lack of paddling, organized an off-season kayak camper down on Assateague Island. He was joined by Gina Cicotello and me on Thursday morning in mid-December, running down Route 50 in the Big White Truck (BWT). We arrived at the Ranger Station and applied for our permits, intending to stay two nights at Green Run campsite and explore the southern National Seashore area, then shift camp to Pine Tree campsite for the remaining night.

The ranger explained that Hurricane Sandy had caused several major issues: breaking up asphalt parking lots at Bayview and Old Ferry Landing, shifting lots of sand from the (former) ocean side dunes onto the parking lots, roads, and campgrounds, and flooding from the Bay side that knocked down trees, washed out areas, destroyed the nature trail boardwalk, and stripped ground cover. To remedy this damage, the broken pavement was dumped on the former Bayview beach area and covered over with excess sand, creating a new broader beach area and picnic area. So if the beach looks bigger than you remembered it, that's why. Almost all of the work of shifting sand, cutting trees and removing debris was done by National Seashore maintenance personnel, including many brought in to help from other National Parks.

We drove down to the rejuvenated Bayview launch (Old Ferry Landing was still closed), and loaded up. I was paddling my new camping boat (photos and write-up [online](#)¹) for a semi-maiden voyage: it had never been out under a load before. The weather was remarkably benign for Assateague anytime, and especially in the "stormy" winter season. Temps in the 50's and a 15-20 knot breeze from the NE with whitecaps, going our way. Gina struggled to fit all her gear in her Chatham 17, and Dave stuffed everything (including BOTH a folding chair AND a folding stool) into his capacious Nomad, but had a great deal of trouble stuffing himself into the cockpit encumbered by dry suit and paddling mittens. We eventually got underway about one o'clock, with plenty of time to make the nine miles downwind to Green Run.

Alas, as soon as we paddled out, my OMEN wanted to head back up the Bay so strongly that neither my home-made rudder nor strong correction strokes helped much. Considerably flustered at this turn of events (the boat had handled well on unloaded test paddles), I landed on a nearby island and shifted a deck-loaded water bag aft to try and trim the boat up. Re-launching, I stomped the left rudder pedal so hard that the Okume wood pedals I made failed at the pivot point and broke. I had to re-land and fix the rudder (with a setting pin), effectively putting it out of commission for the duration. Pretty disgusted at this point, and embarrassed about holding up my paddling partners, I was pleased that strong weather cocking had disappeared and I could paddle straight down with the wind with no problem. (Note: Whenever things go from really bad to "no problem" as fast as that, stand by).

We had passed down between Tingles Island and the shore-side campground and were heading out across Chincoteague Bay. I paused to take a few pictures, and when I started paddling again, it was like moving a rock. What!!! Dave and Gina held up for me, and when I pulled even with them, Dave said "You're sinking." Sure enough, I was down heavily by the stern. Now the quick correction of my weathercocking issue made more sense! We decided to make for Pine Tree campsite to check out the cause of my demise, but when I paddled into shore and tried to turn up into the wind, I couldn't bring the bow around. Gina quickly put a tow on and dragged my recalcitrant steed around by the head so I could make it to the beach. Sure enough, the back compartment looked like a swimming pool. Apparently, between putting "too much" gear in the compartment, which kept the hatch from sealing correctly, and not joining the weatherstripping on the hatch coaming enough, I'd let a lot of water in. The issue hadn't arisen in my previous test paddles because the unloaded boat rode high out of the water. With a full load, the hatch was being over washed quite often by the following sea, and with the hatch cracked open, the water poured in.



Ralph Heimlich and his Omen, unencumbered by a full load of gear photo by Gina Cicotello

(Continued on page 8)

CLASSIFIEDS

Ads dated 3 months before the date of this issue will be pulled unless a new request is received by the 15th of the month prior to the next issue. And if it has sold...tell us!

Advertising Rates:

We accept display advertising that relates to the interest of our readers. Monthly rates are as follows:

Size	cost	wide x deep (col)
1/8 page	\$20	2.4" x 3.5" (1)
1/4 page	\$32	4.9" x 4.7" (2)
1/2 page	\$50	7.5" x 4.7" (3)
Full page	\$80	7.5" x 9.75" (3)

A 5% discount will be given for ads supplied as electronic files in acceptable formats (i.e., .tif, .gif, .jpeg, bit-map). Email or call for more information and for 10-month discount. See advertising contact in masthead.

Public service announcement and personal ads to sell kayaks/accessories are printed at no charge; non-members pay \$10 for 3 months.



Lake Anna
photo by Rita Scherping

SCHEDULE FOR THE CHESAPEAKE PADDLER

Chesapeake Paddler is published 10 times a year, with combination issues in November/December and January/February. The deadline for submitting copy is usually the 15th of the preceding month. Have an idea for an article, or is there information you would like to see in the newsletter? Email Jenny at news_editor@cpakayaker.com or call 301-249-4895.

THE CHESAPEAKE PADDLERS ASSOCIATION, INC.

The mission of the Chesapeake Paddlers Association is to provide a way for people to enjoy sea kayaking within the Chesapeake Bay area and to promote safe sea kayaking practices through educating the local sea kayaking community and the interested public.

Officers:

Coordinator—Ralph Heimlich
301-498-0918
coordinator@cpakayaker.com

Membership, subscriptions—Sue Stevens
410-531-5641
c/o CPA, P.O. Box 341, Greenbelt, MD 20768
membership@cpakayaker.com

Secretary—Sue Stevens
410-531-5641
secretary@cpakayaker.com

Treasurer—Rich Stevens
703-527-4882
treasurer@cpakayaker.com

Steering Committee—
steering_committee@cpakayaker.com

Paula Hubbard 407-619-2896

Catrina Miller 571-248-1619

Dave Isbell 410-267-0681

Jesse Aronson 571-969-1539

Tom Heneghan 703-216-9837

Béla Máriássy 410-507-4972

Webmaster/E-Mail List Administrators—
Stephen Bethke and Paula Hubbard,
webmaster@cpakayaker.com

Newsletter Team:

Editor—Jenny Plummer-Welker 301-249-4895,
news_editor@cpakayaker.com

Mailing and Distribution—Mark Woodside 301-373-4561, news_distribution@cpakayaker.com

Pirate Groups:

Pier 7 Pirate Committee—
Rich Stevens 703-527-4882,
Béla Máriássy 410-507-4972, Jenny Plummer-
Welker and Greg Welker 301-249-4895, Sue
Stevens 410-531-5641, Brent Cogswell
410-381-0037 pirates_pier7@cpakayaker.com

Potomac Pirate King—Dick Rock
703-780-6605
pirates_potomac@cpakayaker.com

Patuxent Pirate Queen—Jenny Plummer-Welker
410-535-2348/301-249-4895
pirates_patuxent@cpakayaker.com

Georgetown Pirate King—Peter Harris
703-408-7812
pirates_georgetown@cpakayaker.com

Baltimore Pirate King—Dave Wilson
443-562-6156
pirates_baltimore@cpakayaker.com

Occoquan Pirate King—Jeff Walaszek 703-670-7712, Jim Zawlocki 703-378-7536
pirates_occoquan@cpakayaker.com

Sugarloaf Pirate King—Liz Marancik 301-221-0572, Rita Scherping 240-731-9987
pirates_sugarloaf@cpakayaker.com

Pirate Kings of the North—Bob Shakeshaft
410-939-0269
pirates_north@cpakayaker.com

Pirates of the James—Mary Larson 804-316-3432, Jon Phipard 804-334-3019
pirates_james@cpakayaker.com

Pirates of the Eastern Shore—Paula Hubbard
407-619-2896
pirates_easternshore@cpakayaker.com

Pirates of the Lakes—Tom Hunt 717-940-6572
pirates_lakes@cpakayaker.com

MEMBERSHIP: Subscription to the Chesapeake Paddler is included with membership.

NEW: Membership is now \$10, \$18, \$27, \$35, for 1, 2, 3, and 4 years. Send checks or changes of membership information to CPA, PO Box 341, Greenbelt, MD 20768. Do not send them to the newsletter team.

The Chesapeake Paddler is published monthly, except November through February when it is published bimonthly, and may be reprinted whole or in part if credit is given to this newsletter and any identified author (unless an article is specifically copyrighted), and a courtesy copy is sent to the Editor. The download link or file for the electronic version of this newsletter may not be posted or forwarded to non-members without the express consent of the Coordinator or Editor.

In Training for Leadership

Most of us joined CPA to enhance our paddling by connecting with others. After all, kayaking can certainly be done solo, even if not as safe as paddling with others. We enjoy the companionship on the water, and in those social moments before and after the paddle, camping, or just hanging out at an ice cream shop. With the trip planning meetings coming up in February (Saturday the 9th in Maryland and the 23rd in Virginia), now is the time to be thinking about where you want to paddle in the upcoming season.

One of the best ways to make sure you are doing the paddles you enjoy is to step up and become a trip leader. Because CPA does not "certify" leaders, it may confuse you as to what it takes to be a CPA trip leader. Basically, you decide when you meet the skills listed on the CPA website at <http://www.cpakayaker.com/paddle-now/organize-a-trip/> that a trip leader should have. Anyone with several years experience and participation in CPA trips should be thinking about leading at least one trip. Without volunteer trip leaders, there would be no CPA trips, and not much reason to have a club.


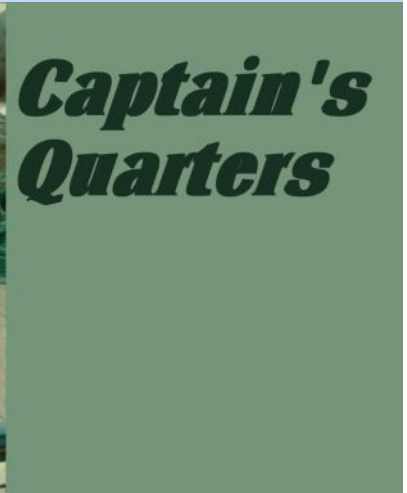
In order to prepare for trip leadership, the Steering Committee and I have organized a series of training opportunities that are fun and worthwhile just by themselves. These include:

- February 10 [Cold Water Clinic](#), Annapolis, to learn about cold water exposure and preparation and test your gear.
- March 23 [Kayak Navigation](#), Annapolis, to learn about fundamentals of navigating for kayak trips, weather, tides, current and related topics.
- March 30-31 [Wilderness and Remote First Aid Course](#), Kent Island, to learn first aid basics geared to kayaking.
- April 26-28 [SK102 On Water Skills Workshop](#), teaches leadership and group skills as well as individual skills.
- June 21-23 [SK203 On Water Trip Leader Training](#), to learn the group dynamics, leadership and rescue skills needed to lead CPA trips.
- July 27-28 [Kayak Camping Trip Leadership](#), to learn preparation, on-water, camping set up and meals associated with living out of your boats.

Of course, one of the best ways to learn how to lead a trip is to participate actively in the trips that you go on. Ask the trip leader what it takes to set up a trip and carry it out. Pitch in and function as a sweep or help collect the waivers to make the trip leader's job a little easier. Ask a more experienced trip leader to co-lead with you—most of us learned how to lead trips by doing just that on our first trips. The first trip you lead needn't be a circumpolar expedition (nor should it!). Start easy with a day trip to someplace you are familiar with and have paddled before. Plan a moderate-to-slow pace and pitch it to beginner paddlers. You'll be surprised how much more you know than those just starting out in the sport, and will feel good helping others get started. After you have some easier trips under your belt, you can think about tackling something more complicated, like a camping trip or a more exposed paddle.

Now that the holiday rush is behind us, the time to think about trips and trip leading is now. Do some "arm-chair" (and online) research and plan out your destinations and routes and we'll kick them around at the Trip Planning meetings in February. Like any paddle, the journey begins with the first stroke, so take paddle in hand and think now about getting started to lead a CPA paddling trip.

Ralph Heimlich
Coordinator



Ralph Heimlich at Ego Alley
photo by Greg Welker



The Chesapeake Paddlers Association, Inc.

2013 Virtual Calendar Is Now Available

Sixteen photographers submitted 118 photographs for the 2013 Virtual Calendar. Voting concluded midnight New Year's Eve, and the winning photographs were announced January 2, 2013. Thanks to all who submitted photographs and who voted. A very special thank you to Ralph Heimlich for spearheading the Virtual Calendar Contest for five years, publishing calendars for years 2009 through 2013. The 2013 calendar includes CPA events that were listed on the club's Web calendar as of early January, 2013. The file is approximately 3 megabytes. The calendar is available online for viewing and printing. <http://www.cpakayaker.com/uploads/calendar/2013%20CPA%20Virtual%20Calendar.pdf>



Chip Walsh at Dead Horse Canyon, Utah
photo by Marc Webster

CPA Paddler Profile ~ Chip Walsh

by Rich Wiebush

Lives in: Gambrills, Maryland

Do you paddle with a CPA Piracy? Frequent P7

Paddling Buddies: Non-CPA member Steve

Number years paddling: 13

Boat usually paddled: Azul Sultan, yellow, 18'

Type paddle used: Greenland Paddle, Euro-blade, and single-blade

How did you get involved in sea kayaking? I began sea kayaking because I love outdoor activities and wanted to take advantage of living next to the Bay and its tributaries.

How did you learn to sea kayak? I canoed with some people in New Orleans while visiting Louisiana. Mimi Clifton was one of them. One day she surprised me by inviting me to try a sea kayak. Another surprise was that Mimi was a sea kayaking instructor, and she gave me some personal tutoring. Then, back in Maryland, I read books, and

got lots of pointers from CPA peers, especially at P7. Going to SK102 in 2012 was very enlightening!

Do you do any other type of paddling besides sea kayaking? Most years my canoeing days outnumber my kayaking days.

Do you regularly do any other outdoor activities: I irregularly bicycle, hike, backpack and cross country ski. I need outdoor activity, and if I can't be paddling, I fill in with one of these activities.

How often do you paddle in summer? Two-four times per week

Do any winter paddling? I generally paddle year-round, unless the water gets hard.

Go to pool sessions? I have seldom gone to pool sessions. When I have, it has usually been to Fairlands, although last year I went up to Goucher with the Greater Baltimore Canoe Club. This winter I am vowing to get a hip snap. I get away with a weak hip snap in the sea kayak, but still dream of being able to roll a canoe.

Favorite local paddling location within 1-2 hours of your house: I log many launches from Jonas Greene Park in Annapolis and perhaps as many on the woody, upper sections of the Patuxent. The Gunpowder, Belair Road – Jones Road is a favorite when the whitewater is running.

Favorite non-local location: Assateague

Best paddling trip/experience ever and why? In 2000 and 2002, I took week-long trips on the St. John River from Baker Lake to Fort Kent, Maine. It's a lovely, north-eastern river trip through 120-miles of deep forest, had no portages, and had a few stretches of whitewater just for spice. I had to be convinced by a friend to make this trip because it seemed like a lot of trouble. I didn't get "wilderness tripping." I remember asking, "Why can't we just go out and paddle the Shenandoah for the weekend?" About the third day into the trip, three days of seeing nobody and not hearing human-made noise, I suddenly got it. Wilderness tripping is different world. These trips were not the most scenic or most fun trips I have taken, but it's what got me started. So, these two trips were the best paddling experiences of my life, because had I not taken them, I might not have ever taken the others.

Scariest/most dangerous trip/experience and why? One of the scariest things that has happened a couple times is having paddlers get separated from my group. It plays havoc with my mind as my imagination races through tragedy scenarios. But the single scariest moment happened out of the boat, as many "boating accidents" do. Climbing up a bank of Arkansas' Buffalo River, my friend slipped and with the help of gravity impaled his thigh on a jagged tree limb. He was on the ground crying out, "I'm hurt, it's bad, I need help." I got over to him and could see torn flesh and blood coming from his inner thigh, about 5" below his groin, around where the femoral artery is. As I unstrapped my first-aid kit I wondered if he was going to bleed out right there on the riverside. At that point, I was very scared. He had a large and at least 4"-deep wound, but as I cleaned him up it was quickly evident there was no damage to the artery and he was going to live. I bandaged him up and we decided to put him back in his boat to paddle to the nearest take out, about an hour down-river. We got him to an ER about seven hours after the incident where they stitched him up, started him on antibiotics and a year-long, complete recovery.

Bucket list trips: Apostle Islands, Alaskan Fjords, Sea of Cortez

Three things you like most about paddling? I love outdoor activity and paddling gets me out there. These next two are contradictory. I like people and paddling helps because paddlers tend to be some of the nicest people I meet. I like solitude, and paddling can take me places where the crowds don't go.

What do you like about CPA? CPA has introduced me to many paddlers. Through these paddlers I have learned a great deal about boat-related gear and repairs as well as most of what I know about sea kayaking. The [CPA forums](#) are a huge resource in this regards, too.

One thing other people find interesting about you: Many of us have more than one boat, but some find it interesting that I have six canoes.

CPA Paddler Profile ~ Allison Thomson

by Rich Wiebush

Lives in: Silver Spring, Maryland

Real job: Research Institute at University of MD/climate change related science

Do you paddle with a CPA Piracy? No

Paddling Buddies: Mike Kunselman, Mark McKeel, Rick Wiebush, Jay Gitomer, and all the sea kayakers who cross over to whitewater

Number years paddling: About three

Boat usually paddled: NDK Pilgrim or Pyranha Varun

Type paddle used: Euro-blade

How did you get involved in sea kayaking / How did you learn to sea kayak?

I did tourist sea kayaking up in Maine and the guide was from the Chesapeake Bay area and convinced me to try it down here. I went to SK102 and paddled with a few people at different CPA events, then met Mike through other channels, and he introduced me to kayak surfing, ocean and river. That got me to take some rolling classes and other surf/current type classes.

Do you do any other type of paddling besides sea kayaking? Whitewater!

Do you regularly do any other outdoor activities? I regularly do road cycling—both to commute and just for fun and I enjoy hiking and backpacking. I have been known to dabble in cross-country skiing, rock climbing, and open water swimming.

How often do you paddle in summer? I try to get out at least twice a week when the weather is good, between April and October.

Do any winter paddling? Yes, depending on the temperature – I have a dry suit but it can still be too cold!

Go to pool sessions? Yes, I've been to pool sessions all over the area. Fairlands and UMCP are closest, but I also go to Potomac Paddlesports pool sessions and plan to do a series at the Lee Recreation Center again this year.

Favorite local paddling location within 1-2 hours of your house: Various spots on the Potomac— anywhere between Great Falls and Little Falls, depending on the river level

Favorite non-local location: The San Juan Islands (Washington State). Amazing water, beautiful scenery and great food.

Best paddling trip/experience ever and why: Mike Kunselman and I traveled out to the San Juans last spring for a five day currents class with Body Boat Blade. It was a fantastic experience all around. We spent two days playing in Deception Pass where the currents can reach speeds of nine knots. I became known as the whirlpool finder for the class—and even managed to pull off a T-rescue while being swept in a circle. Then we had two days in the standing waves and currents at Cattle Pass, topped off with a one mile crossing against a 5-knot current. I had fun, was challenged, learned a ton, and can't wait to go back.

Scariest/most dangerous trip/experience and why: The time I've been most afraid in my boat was in whitewater—the Lower Youghiogheny. It was my first time running a river other than the Potomac and I was expecting to spend some time upside down but wasn't worried—I felt pretty confident in my roll. I wasn't expecting so many rocks. I flipped on one of the first rapids called Cucumber and hit my head—hard enough that I was later asked if the marks on my helmet were from running it over with a car! I was freaked out enough that I missed my roll a few times and went for a swim. But I recovered enough to make it down the rest of the way, and even enjoy it.

Bucket list trips: I want to make the sea kayakers pilgrimage to Wales, paddle out under the Golden Gate and around the headlands in San Francisco, and paddle in the Skookumchuck Narrows.

Any formal training or ACA/BCU certifications: BCU 3 star award

Three things you like most about paddling? Being on the water in beautiful places, seeing dolphins in the surf, and knowing there is always room to improve and challenge myself.

One thing other people find interesting about me: People often appreciate my baking skills.



Allison Thomson on the Easy Pass Trail in the North Cascades National Park *photo by Mike Kunselman*

Team River Runner Seeks Volunteers

Wanted: A few competent paddlers who can help share their knowledge of the sport with about 8-10 Wounded Warriors a week. Pool sessions on the 1st and 3rd Thursdays of every month starting in February. I'm looking for some experienced paddlers (ACA or not) who could help me teach these basics in a pool setting so we can prepare individuals for open water boating when the spring comes. Odenton, Md. Contact Jonathan Forte, fortej2@gmail.com. Team River Runner - Ft. Meade / Perry Point VAMC Chapters, <http://www.teamriverrunner.org>.

Chesapeake Paddlers Association Tentative 2013 Calendar

Date	Title	Summary
2/9	Planning Meeting and Steering Committee Meeting (MD)	Come and discuss your 2013 season paddle plans. Ralph Heimlich's, 7914 Belgaro Rd, Laurel, MD. Steering Committee at 11 AM, potluck lunch at noon, and planning meeting 1 PM. RSVP 301-498-0918, heimlichfamily@comcast.net
2/10	Cold Water Clinic	Learn about cold weather exposure and swim your cold weather gear under controlled conditions. Especially for potential trip leaders. REGISTRATION IS FULL. Sign up for wait list. Moulton Avery, woofna@hotmail.com
2/16	Eastern Neck Winter Paddle	Beginning of the 2013 Eastern Neck Series. Get dressed up and paddle icy water at the Eastern Neck Wildlife Refuge. Marshall Woodruff, 202-345-0606, marshall.woodruff@gmail.com
2/23	Planning Meeting (VA)	Come and discuss your 2013 season paddle plans. At Brian Blankinship and Kristina McCoy's, 11777 Cotton Mill Drive, Woodbridge, VA. RSVP Brian@baykayaking.com, 443-994-7990
3/16	SK 101 Intro to Sea Kayaking	Classroom introduction to our sport. West River, MD. Suzanne Farace, 410-446-5991, Steve Bethke, Paul Casto, registrar. Advanced registration required. CPASK101@aol.com
3/17	Greenland Paddle Workshop, Part I	Cut your blank and carve your paddle. Gina Cicotello and Peter Henry. gpworkshop@cpakayaker.com
3/30	Greenland Paddle Workshop, Part II	Cut your blank and carve your paddle. Gina Cicotello and Peter Henry. gpworkshop@cpakayaker.com
3/30 & 31	Wilderness and Remote First Aid Course/Camp	American Red Cross first aid training for situations when advanced medical care may be delayed. Camp Wright, Kent Island, MD. Tom Heneghan, 571-969-1866, tom@theneghan.com, and Paul Bieri
4/6	Kayak and Paddle Workday	Truxton Park, 9 a.m. to 4 p.m. Contact Catriona Miller
4/6	Patuxent River Cleanup; Mason Neck River Cleanup	Come and give back to your favorite paddling area. Patuxent: Chip Walsh, 410-562-3466, and Ralph Heimlich, 301-498-0918, heimlichfamily@comcast.net. Mason Neck: Jim Zawlocki, 703-378-7536, jimz2z@verizon.net
4/13	Occoquan River Cleanup	Come and give back to your favorite paddling area. Jim Zawlocki, 703-378-7536, jimz2z@verizon.net
4/13	Kent Island Practice Paddle Series (KIPP)	This paddle will have six practice paddles once a month, from April through September. Marshall Woodruff, 202-345-0606, marshall.woodruff@gmail.com
4/20	Mobjack Marathon Series ~ 10 mile paddle	A series of monthly skill and endurance building paddles. Mary Larson, 804-316-3432, larsonfamily3@gmail.com
4/20	Garrett Island (Susquehanna River) Cleanup	Help cleanup Garrett Island. Bob Shakeshaft 410-939-0269, bpmcshake@comcast.net
4/26-28	15th Annual SK 102 On-Water Skills Workshop	Come and learn from the best volunteers in the world. Brian Blankinship. Catriona Miller, registrar
6/15	Gear Day/Fall Out of Your Boat Day	Check out all the coolest gear people have/use/make, swap stuff, do a wet exit and paddle float reentry. Truxton Park, Annapolis, MD. Catriona Miller and Kristina McCoy, thelittlepiggies-pink@yahoo.com
6/21-23	SK 203 On-Water Trip Leader Training	Learn rescues, trip leader skills while car camping. Westmoreland State Park, VA. Especially for potential trip leaders. Brian Blankinship, brian@baykayaking.com, 443-994-7990, and Rick Wiebush

Visit the CPA Web page, <http://www.cpakayaker.com/>, for more events, details and trip leader/organizer contact information. Upcoming Club events are posted on the CPA Calendar, <http://www.cpakayaker.com/index.php?page=calendar>.

New Chesapeake Paddlers Association, Inc. Liability Waiver

There is a new Chesapeake Paddlers Association, Inc. liability waiver (a release of liability, waiver of claims, express assumption of risk, and indemnity agreement), effective January, 2013. The January, 2013 form replaces the previous form. All participants in CPA sponsored trips and events must sign the Club's legal release form before setting out on the water. Trip and event leaders are responsible for securing signed releases from participants and for returning the signed forms to the Club Secretary. Failure to collect, save, and forward these waivers by trip leaders may invalidate their coverage under our liability policy. The waiver is available from the Club's Web site:

<http://www.cpakayaker.com/uploads/resources/CPARelease.pdf>.



CPA Pirate Groups Hold End-of-Year / Beginning-of-Year Gatherings



Pirates of Sugarloaf and Pirates of the Eastern Shore photo by DJ Manolo

Several of the Club's Pirate groups held events after the end of the regular paddling season. The **Pier 7 Pirates** gathered in November to dine at the Old Stein Inn in Edgewater. Most members wore crazy hats in late celebration of Halloween. In mid-December, the **Pirates of the Potomac** dined at Faccia Luna in Alexandria. The **Patuxent Pirates** met in Solomons at the CD Café in December for dinner, sea stories, and dreaming up plans for adventures in 2013. In January, the **Pirates of Sugarloaf** took a road trip to visit the **Pirates of Eastern Shore** and brought a bounty of culinary dishes. The Sugarloaf Pirates presented their hosts, Paula Hubbard and Rich Pieper, with a limited edition CPA 2013 Virtual Calendar, printed by Pirate Queen Rita Scherping.

2012 Final Annual Financial Report

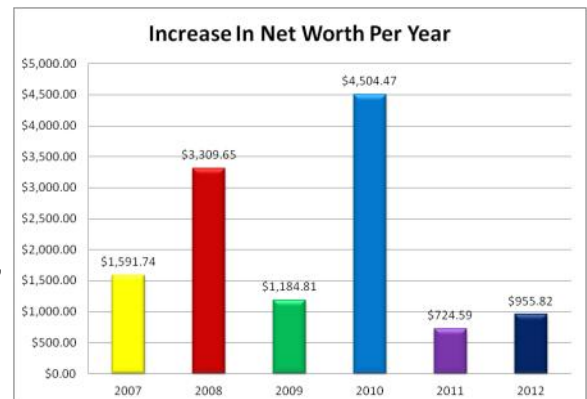
The Chesapeake Paddlers Association, Inc. continues to be in good financial shape. Our cash on hand increased by \$955.82 or approximately 4.3%, from \$22,199.76 to \$23,155.58 over the course of the year. This amount includes \$22,320.68 in the CPA bank account and \$834.90 in the PayPal account. These figures are better than I expected, partly due to an unusually large number of people paying for memberships in December, as well as continued membership growth. It should be noted that our membership increased by approximately 5.5% in 2012. We collected \$105 for UMCP pool sessions and \$244 gross in early payments for SK 101 due to the new PayPal option in the month of December. In the past, these payments were made in the following year. If these early payments are subtracted, our growth would have been closer to 2.7% or exactly the same as the increase in 2011. Our insurance did not go up as much as expected, as well.

For 2012 we successfully sponsored a number of events for our members and the interested general public at large, including SK 101, SK 102, subsidies for the trip planning meetings, Boat & Paddle Work Day, Gear Day/Fall Out of Your Boat Day, and the purchase of rescue floats for on-water support events. We also covered the ongoing expenses of newsletter and other printing, as well as banking expenses. In addition, we covered the expense of a change in our corporate agent, as required by Maryland law. We are current in filing the necessary state and federal tax returns. Following this summary is a condensed listing of all of the major account transactions for the calendar year and some financial charts. Some of this year's highlights are the following:

- **Beginning balance** for 2012 was \$22,199.76. The ending balance was \$23,155.58 as of 12/31/2012 for an increase of \$955.82 or 4.3% for the year. Last year the increase was 0.9% smaller at \$724.59 or 3.4%.
- **Membership dues** collected were \$6,042.33, \$2,003 by check or cash and \$4,039.33 net by PayPal. PayPal fees for dues were \$202.67 for the year. In 2011 we collected \$5,505.89 in dues, an increase of \$536.44 or 9.7% for this year. Dues collected from 2010 to 2011 were essentially flat, down less than 0.5%. PayPal accounted for 68% of the gross dues collected and 65% of the net dues collected, about the same as last year.
- **SK 101** income was \$2,370, \$825 by check, \$45 by cash, and \$1,500 gross by PayPal. Expenses for room rental and food were \$2,316.06. That left a net profit of approximately \$53.94, which takes into account PayPal fees. Last year there was a net profit of \$393.51. Another \$200 was paid 9/24/2012 for the room deposit for 2013, which is not included in this year's SK 101 profit and loss report.
- **SK 102** income was \$3,675. Expenses for food, port-a-johns, insurance, instructor gifts, etc. were \$2,514.58. Net profit was \$1,160.42. The previous year the net profit was \$1,806.50. The increase in expenses was primarily due to well water testing. Due to the profit generated, the organizers forgave \$315 in no-shows. The organizers are predicting that SK 102 in 2013 will probably be closer to a break even event. Admission to SK 102 will also include one year of CPA membership, either new or renewal. It is not expected that this will be counted as SK 102 event income.
- **CPA Gear Day/Fall Out of Your Boat Day** expenses for the pavilion rental were \$50. Organized by Catriona Miller and Kristina McCoy with many other members helping, this was a free event for members and the public, sponsored by CPA.
- **Boat and Paddle Work Day** was organized by Catriona Miller. Expenses for the pavilion rental were \$50 and \$75 was collected from participants, for a net profit of \$25.
- **General printing and mailing** expenses, including post office box, printer supplies, the Newsletter, postage, stationary, membership cards and brochures was \$1,856.97. The Newsletter alone was \$949.50 or 51.1% of the total. Thanks to Ralph Heimlich and Mark Woodside for these tasks. Last year newsletter expense was \$792.27. New membership brochures were \$332.84. We received \$162 in ad revenue from the newsletter. Post Office box rental was \$144.
- **Logo gear** was ably handled once again by Béla Mariassy. Expenses for mailing were \$36.75. Sales were \$1,778.75.



Treasurer's Report



(Continued on page 8)

(Continued from page 7)

- **Bank Expenses** were \$86 for checks.
- **Equipment Expenses** were \$502.50 for rescue floats to be used in on-water events such as swim supports and demo days. Obtained by the efforts of Dave Biss.
- **Piracy Stipends for 2012** were \$2,262.19.
- **Insurance** was \$2,740.18. This was essentially unchanged, increasing by just \$2.30.
- **UMCP Pool Sessions** were \$900.
- **Annual Meeting Expenses** were \$362.
- **Holiday Party Expenses** were \$117.99.
- **Trip Planning Expenses** were \$58.60.

Note that the various charts may have minor inconsistencies due to the fact that the Income and Spending report is generated by financial banking software and does not track PayPal income until it is transferred into the bank account. Any questions please e-mail me at Treasurer@cpakayaker.com.

Richard Stevens
Treasurer

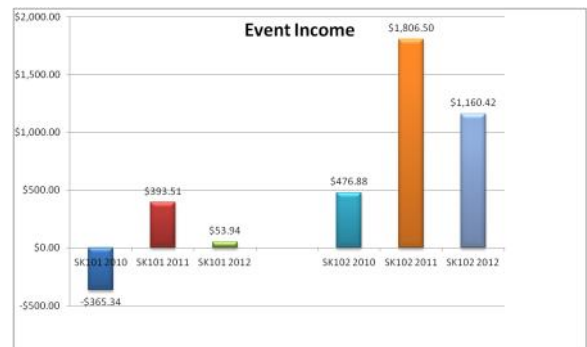
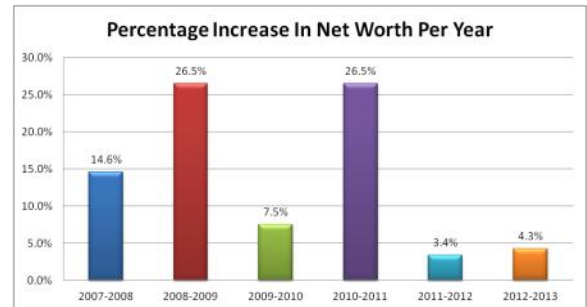
(Continued from page 1)

Oh well, that's what dry bags in the hatches are for—except that the air purge valve on my big taper bag had failed, so water got into the food bag, and I hadn't dry bagged my sleeping pad, cook kit and stove (water won't hurt them, will it?). Fortunately, removing the water restored the sea-worthiness of my craft (for now). However, by this time it was about three o'clock and sundown this close to the winter solstice was rapidly approaching, so we opted to camp at Pine Tree, rather than paddle the additional four miles down to Green Run and arrive after dark.

Pine Tree has to have the most elaborate toilet structure I've ever seen. The Park people had raked the debris from a wide circle around the toilet (maybe to keep the pit draining correctly?), had sawed up dozens of Loblolly Pines (no problem with firewood this trip), and bulldozed a lot of fresh sand in to restore the road. Pine needles and other jetsam covered the camping areas, and there was mud drying in alligator-skin cracking patterns that had clearly flooded in from Sandy. Some of the picnic tables lacked a seat or a plank, but there were enough sound ones to choose from. We quickly staked out our preferred tent sites, unpacked, started a fire against the coming night, and started on dinner. Because both of my pasta pacs were pre-soaked with sea-salt laden water (from the Bay), I offered to cook for Dave if he would do the honors the following night. My trusty (rusty) Coleman Peak I (probably older than many of our CPA members) was cranky, but after nearly exhausting Gina's lighter, I finally got it roaring along.

After dinner, we luxuriated by the fire, enjoyed the occasional glimpses of the Geminid meteor showers and the rest of the glittering wintertime array of stars in the inky sky, and later welcomed the sliver of new moon before it sunk beneath the western horizon.

Friday morning dawned early, and we were awakened by the duck hunters greeting the morning sun with 12 gauge salutes. Yes, Virginia, December is duck season in Maryland! Abandoning my warm sleeping bag, I hiked down the road and across the flats to the beach. The fresh sand showed a plethora of raccoon, fox, sika and whitetail deer tracks, and even a few duck tracks. Bufflehead and goldeneye flashed nervously through the small stream alongside the road and great blue herons squawked noisily away. A few anxious ponies grazed across the way, bolting every time another hunter let loose at some ducks. From the wire gate out to the four wheel drive track along the beach, there seemed to be a lot more loose sand driven up by Sandy. The beach itself was shallower, and steeper, packed hard under the strong surf. As I stood there looking out to sea, a couple of fishermen in four wheelers drove by down the beach.



Back at camp, Gina and Dave were nearly done with breakfast, and we discussed paddling plans for the day. Rather than pack up, we were going to camp at Pine Tree for two days and then see about plans for Saturday night. (Note: If you change the itinerary on the back country permit, call the ranger and let them know. Cell service on Assateague is very good, and they need to know where you are in case they have to evacuate you). We finished cleaning up and launched to paddle down island again, heading for Popes Bay.

After the breeze on Thursday afternoon, there was no wind at all on Friday, but a sunny day with temps headed to the high 50's. Duck hunters were still popping away in a desultory fashion at 9 AM, but we didn't have any close calls. It is so unusual (for me at least) to be paddling at Assateague with little or no wind. Small flocks of three to six Bufflehead took flight in front of us or cut across our path flying fast and low. We passed a flock of small geese (brant? Or maybe just junior Canada geese). The vistas and lack of definitive landmarks always make the distances at Assateague seem longer than they really are. It seemed like we paddled forever to cover the four miles down to the Pirate Island marking the entrance to Green Run Bay. The Pirate Islands may be named for 18th century buccaneer Charles Wilson, who reputedly buried ten iron-bound chests of silver worth over \$1 million on Assateague Island, but was hung before he could recover it (see <http://treasureworks.com/forums/214-treasure-legends/4315-buried-treasure-on-assateague-island>).

We passed the northern edge of Green Run Bay and headed out across it toward the entrance to the Middlemoor Thorofare, the entrance to the winding channel into Popes Bay, barely visible as a break in the marshes to the south. By now, a slight breeze had come up from the south, but we paddled on, correcting our course after a little navigational conference. We noted that the landmarks you can really see (abandoned houses, telephone poles) aren't marked on the charts, and the ones on the charts are difficult to distinguish from the nearly uniform marsh. We entered the thorofare, passing an abandoned house to the right and wove between telephone poles carrying no wire. By now, it was almost noon, and we were still a couple of miles short of Popes Bay, with more broad, winding channel to negotiate, so we abandoned our objective and turned back to explore the old house for a lunch spot.

The National Seashore has inherited a series of structures (this one on Middlemoor, Winter Quarter near Pine Tree, and the fishing shack at Green Run) which serve no purpose beyond attractive nuisance. I wonder why the Park Service doesn't just have some giant bonfires and erase

(Continued on page 11)

SK 101—Introduction to Sea Kayaking A Winter Workshop Presented by the Chesapeake Paddlers Association, Inc.



Classroom presentations

A one-day introductory course on the basics of sea kayaking. Experienced paddlers will speak about kayak and paddle design, including how to choose the right ones for you, what equipment you will need to start paddling, the basics of safe paddling, how to find people to paddle with, interesting places to paddle, and other, related topics of interest. Kayaks, paddles, equipment, clothing, car rack systems, and a variety of kayaking gear will be on display. Although this event is primarily for the newer paddler, or those interested in getting into the sport, everyone is invited to come and expand their paddling horizons.

- What:** An introduction to sea kayaking
- Hear presentations on types and uses of boats, paddles, safety, and gear
 - Learn where to paddle
 - Find potential paddling partners
 - See displays of kayaks, paddles, car racks, safety and other paddling gear
- When:** Saturday, March 16, 2013, 8:30 AM – 3:30 PM
- Where:** West River Center
5100 Chalk Point Road
West River, MD 20778
- Cost:** \$28/person This cost includes light breakfast and lunch. This event usually sells out, so everyone **must register in advance**. Walk-in registrations will not be available.

Directions to West River United Methodist Center

- **From Baltimore and Annapolis:** Take I-97 South to Rt. 50 East. Go 1/4 mile (approx.) to Rt. 665 (Aris T. Allen Blvd.). Follow Rt. 665 to Rt. 2 South (Solomons Island Rd.). After crossing the South River Bridge, turn left at the fifth traffic light (Rt. 214). At the second light, turn right onto Rt. 468 (Muddy Creek Rd.). Follow Rt. 468 for 8 miles. Turn left onto Chalk Point Road. (Landmarks at this intersection include a BP station and a convenience store).
- **From Washington:** Take Rt. 4 to Rt. 258. Follow signs toward Deale. Proceed on Rt. 258 - go straight at intersection of Rt. 258 and Rt. 2. Rt. 258 will end at Rt. 256. Turn left. Rt. 256 will end at Rt. 468. Turn left again, proceeding on Rt. 468 for approx. 100 yards. Turn right onto Chalk Point Rd. (between the BP station and a church). Follow Chalk Point Road for 1 mile, turn left into West River Center.

Registration form on the other side



Comparison of kayak types



Rack, Boats, Paddles, Gear and more

Chesapeake Paddlers Association, Inc.,
www.cpakayaker.com

CPA is a completely volunteer-run organization. The mission of the Chesapeake Paddlers Association is to promote safe sea kayaking and safe paddling practices through the education of the local sea kayaking community and the interested public. Club activities may include, but are not limited to kayak trips, kayak camping trips, instructional workshops, informal weekday evening paddles, and any other activities consistent with the mission that members of the club wish to organize.



Registration: Apply to register in SK101! Space is limited and available on a first come, first serve basis. You do not need to be a CPA member to register for this event, so please tell your friends and family. Advance registration is required; walk-ins are not permitted. Use the form below or register on-line at <http://www.cpakayaker.com/sk101-registration>.

REGISTRATION FORM

Your Name: _____

Your Email: _____ Your Phone #: _____

Address (Street, Town, State & Zip Code)

How did you learn about this workshop? _____

Have you attended SK101 before? When? _____

I have kayaking experience: Yes / No If "Yes", what kind, how long?

Would you prefer a vegetarian option if offered? Yes/No

Registration deadline is 5:00 PM March 8, 2013 so that we can give the facility an accurate head count. If you have any questions, please contact us at CPASK101@aol.com or 410-446-5991.

Mail this form and your check made payable to "Chesapeake Paddlers Association" for \$28 per person to:

CPA SK101 Registration
c/o Steve Bethke
9102 Louis Ave
Silver Spring, MD 20910

Or register on the web at <http://www.cpakayaker.com/sk101-registration>.

and you will be sent the directions on how to pay using **PayPal®**.

Note: You are confirmed ONLY if PAYMENT IS RECEIVED and a slot is available. You will receive a return email or phone call confirming your registration. If you do not receive an email or phone call, you HAVE NOT been registered. If the program is full, you will be added to a wait list.

Cancellations: If you have registered and paid and are on the wait list, but we are unable to give you a spot at SK101, your payment will be refunded. No other refunds will be issued, however, for cancellations received after 5:00 p.m. on March 8, 2013, because as of that date we will be charged by the facility for your attendance. Please be sure to contact us if you know you won't be able to attend so that someone on the wait list can benefit.



Places to paddle

15th Annual SK-102, CPA On-Water Kayak Skills Workshop

Coming April 26-28, 2013

by Brian Blankinship



The skills clinic will be held at the same Lake Anna location. The pre-registration form is now on CPA's website: <CPAkayaker.com/sk102>. Please note once you pre-register, you will receive a pre-registration confirmation. When your registration is accepted, you will be invited to pay for the event through PayPal. Once you pay, your registration is complete and your slot secure. You will then receive an email with all the details you need to know about the event. The cost increased this year, but so did the value. Included in the \$58 cost is a one year membership to CPA and a commemorative, long sleeve, technical shirt. As always the registration includes camping on-site, morning coffee, dinner Saturday night, and access to the volunteer instruction. Here is the schedule:

Saturday Morning Session: 9:00-12:00

BLOCK 1: Kayak Design, Wet Exit, Basic Strokes—If you are new to paddling and/or have not had kayaking lessons

- Discover features separating various kayak designs and their value to you
- Wet Exiting is the most critical kayak skill for safety—a requirement for attending CPA trips
- The proper basic strokes will make your paddling much more fun and efficient.

BLOCK 2: Stroke Improvement, Intermediate Strokes, Bracing—For those who have been paddling for a year or more and are proficient in basic strokes.

- Improve your basic strokes to increase your efficiency and form
- Learn intermediate strokes such as hanging draw, draw on the move, bow rudder
- High and low bracing not only keep you upright but are the foundation of several kayak rolls

BLOCK 3: Self Rescues, Group Rescues, Towing—Be able to get yourself and others back into a kayak in deep water. A required safety skill.

- Become a self sufficient paddler, able to recover from wet exits
- Be able to rescue another kayaker who had to exit. Several methods are demonstrated
- Learn types of tow systems, methods and how to use them

BLOCK 4: Greenland Style Paddling—What is that thin paddle anyway?

- Advantages of Greenland style paddling
- Design of the Greenland paddle
- Proper Greenland style strokes

(Continued from page 8)

these eyesores, returning the land to a more natural state. Perhaps some well-meaning vandals can spare the officials a welter of paperwork and expense some dark night. But then, I'd be lost more often.

As we ate our lunch on an oyster shell beach, a returning hunter or oyster dredger stirred up a vast cloud of snow geese over toward Martin Bay in the west. While we couldn't make out a single bird from a distance of two to three miles, the huge number of them rising and honking was highly noteworthy as they undulated and reformed around the passing boat.

After lunch, we took a straight shot back toward camp, with a slight breeze at our back, and what turned out to be a favorable tidal current pushing us along. We covered the four to five miles that had taken more than three hours in the morning, in two hours of steady paddling, arriving back with plenty of daylight for exploration, a nap, and putting gear in order. Nineteen and a half nautical miles for the day, not bad for two seniors and "younger" person.

Another generous fire, a long winter's nap and we awoke on Saturday to another foggy fusillade of duck guns. The weather, which had been so warm and calm for stormy December, held out as the fog cleared off to sun, but the forecast was for rain after midnight, and near certain rain on Sunday. We decided to opt out of putting a wet camp away, and resolved to eat a leisurely

Saturday Afternoon Session: 1:00-3:30

BLOCK A: Stroke Improvement, Intermediate Strokes, Bracing—For those who have been paddling for a year or more and are proficient in basic strokes.

- Improve your basic strokes to increase your efficiency and form
- Learn intermediate strokes such as hanging draw, draw on the move, bow rudder
- High and low bracing not only keep you upright but are the foundation of several kayak rolls

BLOCK B: Self Rescues, Group Rescues—If you took Block 1, this is the best follow up course for new paddlers.

- Become a self sufficient paddler, able to recover from wet exits, learn importance of floatation
- Be able to rescue another kayaker who had to exit. Several methods are demonstrated.

BLOCK C: Advanced Rescues—For those proficient in self and group rescues, take it to the next level

- How to rescue a boat without floatation that "sank"
- Techniques to rescue an injured paddler

BLOCK D: Rolling—For more advanced paddlers who have strong bracing skills. The best form of rescue is to never exit the boat. Classes are 1:1 to 1:3 instructor to student ratio, and are limited availability.

SK102 is an extremely popular event and always fills up quickly. Those new kayakers attending SK 101—Introduction to Sea Kayaking, get priority registration for SK 102.

breakfast, explore the beach and Winter Quarter on foot a bit, and then pack up and head back to the BWT. Having eaten much of our food and dumping the unused excess water (just in case), packing the boats went much smoother and there was very little deck load to worry about. We paddled out, bidding a fond farewell to Pine Tree camp. The trip back was marked with more and more little rafts of ducks, and try as we might, we didn't see much more exotic than the bufflehead and occasional goldeneye. As we neared Bayview launch, the calmness of the water seemed tropical, and wholly out of character with my usual impression of Assateague. While I'd somehow ditched my weather witch reputation (ascending spirals of worse and worse weather with each trip I made to the seashore), the trip had not been without trials of the equipment kind. I headed home with a lengthy to-do list of changes and refittings before the OMEN would be my ideal camping boat.

Many thanks to Dave Isbell for instigating and accommodating my trouble-plagued boat, and to Gina Cicotello for coming along and sharing her fund of stories of trips from the Adirondacks to the Bahamas. My few pictures (I was too busy bailing) are online at <https://picasaweb.google.com/102459087707170525949/AssateagueCamperDecember2012> and Gina's at <http://pasadenagina.smuqumug.com/Kayaking/Assateague-Dec-2012/>.

¹Customizing a CLC Patuxent 19.5 (10/6/12): <http://www.cpkayaker.com/forums/viewtopic.php?f=39&t=7066&p=25144> &hilit=omen#p25144



Gina Cicotello at trip's end, Assateague Kayak Camping Trip
photo by Ralph Heimlich

Inside our January-February, 2013 issue:

- [Trip Report—Assateague December Camper](#)
- [CPA 2013 Virtual Calendar Is Now Available](#)
- Paddler Profiles—[Chip Walsh](#) and [Allison Thomson](#)
- [CPA Tentative 2013 Calendar](#)
- [Treasurer's 2012 Final Annual Financial Report](#)
- [SK 101 Introduction to Sea Kayaking in March](#)
- [SK 102 Skills Workshop Coming in April](#)
- [Pirate Groups Hold Gatherings](#)

The Chesapeake Paddler

Chesapeake Paddlers Association, Inc.
PO Box 341
Greenbelt, MD 20768-0341

REMINDER: Please check your mailing label for your membership expiration date. If you receive the newsletter electronically, you will receive an e-mail reminder prior to your membership expiring. If your CPA membership has expired, or will expire soon, please send in your dues. SEE BOX ON PAGE 2 FOR ADDRESS.